

Western Regional Board Examination

March 25-28, 2022



UMKC SCHOOL OF DENTISTRY
650 E. 25th St., Kansas City, MO 64108
816-235-2137, Office of Clinical Programs

UMKC School of Dentistry is pleased to allow the use of its facilities for the Western Regional Board Examination. We would like to provide you, the applicant, with information that may help make your visit to UMKC School of Dentistry and Kansas City, MO more pleasant.

Dental School Facilities and Services

Building Hours - Doors are unlocked at 7:00 a.m. and remain unlocked until 5:00 p.m. Candidates may enter through the NE entrance. A school representative will be available to admit all outside candidates and administer any

Food Service - Vending machines are located in the 2nd floor canteen. There are numerous restaurants within walking distance. Inquire at the front desk.

Parking – There are two lots available for patient parking. There is a shared parking lot for the School of Dentistry and Children’s Mercy Hospital Emergency Services. The lot is located just north of 25th and Holmes on the left. Visitor parking is also located in the parking lot at 25th and Charlotte. If this lot is full, visitors should utilize city street parking. Note that most street parking is metered and patrolled. Patients (if any) must enter through the south entrance (front of the building).

ATM - There is an ATM in the lobby of the building.

Restrooms - Restrooms are located on each floor and are clearly marked.

Telephones - There are phones located in 1st floor hallways for local calls; dial 9 for outside line.

Messages – If candidates need information prior to the exam, they can contact the Office of Clinical Programs 816-235-2137. School staff will be located in Room 123, 1st floor during the exam if any assistance is needed during the exam.

UMKC School of Dentistry does not have an in-house school store. Hospital Hill Bookstore is located at the corner of 24th Terrace and Charlotte on the 1st floor level of the parking garage. The phone number is 816-235-2191.

Candidate School Tour – The Office of Clinical Programs is available to assist with direction finding exam spaces in our building. If you have questions, contact Stephanie Stewart-Towns, Room 123, 816-235-2137.

Patient Screenings and Radiographs

Radiographs - UMKC is a Dicom compliant, digital radiology facility and can accept/process radiographs from other Dicom-based systems/providers. We can also accommodate printed digital radiographs. External candidates cannot participate in the Provisional Acceptance process for radiographs.

Dental Assistants - Contact DAU Supervisor, Ms. Amber Soto at 816-235-2143, for a list of possible assistants.

Clinic Facilities

Clinic Equipment - Amalgamators, central sterilization and curing lights are provided (one hour time limit). However, there is a limited number of curing lights and you may wish to bring your own. Endodontic kits and handpieces are not available to candidates; **YOU MUST PROVIDE YOUR OWN**. All handpiece fittings are standard “International Standards Organization” 4 hole, and will accommodate “Star” 430 SWL, 430 SL or Midwest Fiber-Optic. We can also accommodate Bien-Air micro series electric handpieces. Other types may require an adaptor. We do **not** have adaptors. **There are no rental handpieces or other instruments/equipment**. Connectors are available in each operatory for ultrasonic units.

Endodontic Examination - You will be required by WREB to use ModuPRO (MP_E120_PC). Candidates must have a magnetic Carrier Tray and all six ModuPRO Endo sextants. No extracted teeth should be in any of the sextants.

Prosthodontics Examination - You will be required by WREB to use ModuPRO One (MP_R320). Candidates must provide the ModuPRO One, with the mandibular arch. WREB will provide the maxillary arch.

Storage - Storage space is unavailable; therefore candidates will be responsible for their own equipment and personal belongings.

Casting Lab- There is not a casting lab available for candidates.

DISPENSARY

Location: East End of Clinic-First Floor-Cross Hallway
Hours: Friday and Saturday 7:30 A.M. - 5:30 P.M.,
Sunday 7:00 A.M. – 12:00 P.M.
Phone: 816-235-4067

CENTRAL STERILIZATION

Location: Room 108 First Floor
Hours: Friday and Saturday 7:30 A.M. - 5:30 P.M.,
Sunday 7:00 A.M. – 12:00 P.M.
Phone: 816-235-4063

1. Candidates must wear PPEs to scrub instruments. Instruments must be wrapped before bagging. Bags must have candidate's full name, number and date. Identification is required to pick up instruments.
2. Turn-around time for sterilization is approximately 60-90 minutes.
3. Instruments turned in by 5:30 P.M. will be ready by 7:30 A.M. the following day.

Infection Control Procedures

Infection Control Requirements are based on the theory of “Standard Precautions”. This means all patients are potentially infectious. These guidelines will be adhered to by all faculty, staff, students and patients.

Personal Protective Equipment- The transmission of infection between the health care giver and the patient is of great concern in the health care field. To provide for the safety of students and patients, and to ensure compliance with OSHA guidelines, all student doctors at UMKC are required to wear the following Personal Protection Equipment: prescribed disposable gloves, prescribed surgical face masks, prescribed outer gown to be worn over appropriate street clothing, prescribed eye wear with side shields.

For protection of personnel and patients, gloves must always be worn when touching blood, saliva or mucous membranes. Gloves must be worn by DHCWs when touching blood-soiled items, body fluids or secretions, as well as surfaces contaminated with them. Gloves must be worn when examining or manipulating oral structures. Hands must be washed and re-gloved before performing procedures on subsequent patients. Repeated use of a single pair of gloves is not acceptable since such use is likely to produce defects in the glove material which will diminish its value as an effective barrier. Gloves will be restricted to the cubicle while providing care. Gloves should not be worn to other clinical areas.

Face masks must be worn at all times while in UMKC School of Dentistry.

Gowns can be worn over street clothes or over scrubs when treating or examining patients. Gowns should be changed at least daily or when visibly soiled with blood. Gowns should not be worn outside the patient treatment area.

If you need further information, contact the Director of Risk Management, extension 816-235-2076.

Sterilization- Infection Control/Instrument Management System (IC/IMS) is responsible for the collection and distribution of all instrumentation used during patient services while in the first floor clinic at UMKC School of Dentistry. Please observe their rules and regulations as they apply to patient care situations.

Regulated Waste- All sharps will be disposed of in appropriate puncture-proof containers. All regulated (medically infectious) waste will be disposed of by placing the waste in the red bags provided and depositing in an appropriate red biohazard container.

Cubicle Cleaning- Cubicles will be cleaned and readied for treatment using the following procedures: disinfect the cubicle with provided disinfectant, place all barrier wraps, flush all water lines, and maintain carts and equipment in an aseptic state.

After patient treatment and at the end of the day, PPEs will be worn to clean and disinfect all instruments, to decontaminate all surfaces by removing infectious wastes and disinfecting all environmental surfaces and to rinse and disinfect all impressions, bite registrations and appliances before they are sent to the laboratory.

All DHCWs will follow basic personal hygiene procedures - hair cleared away from face, facial hair covered by face mask, fingernails should be clean and short.

Risk Management
Emergency Procedures And Code Blue Alert

1. Make sure you know where the oxygen equipment is and you know how to operate it. Locations of oxygen equipment are clearly labeled.
2. You must be thoroughly familiar with medical emergency management code blue procedures. When you have a medical emergency, it is too late to learn the proper procedure.
3. Careful patient evaluation, constant patient observation and early recognition of a medical emergency will go far in preventing serious medical complications. However, should a cardiopulmonary arrest occur, it becomes our immediate duty to identify the problem and begin basic cardiac life support procedures. The protocol to be followed is this:
 - A. Attending personnel will:
 1. Recognize the signs of the medical emergency.
 2. Begin proper management of the emergency and initiate cardio-pulmonary resuscitation if indicated.
 3. Ask someone to call the emergency number (ext. 4444) in the Oral Surgery Clinic.
 4. The person who made the call to ext. 4444 will proceed at once to the stairway next to the elevator on the first floor, wait for the emergency team to arrive, and then lead the emergency team to the site of the incident.
 - B. Upon arrival the emergency team members will take over the care of the patient.
 - C. Under the supervision of a member of the Department of Oral and Maxillofacial Surgery, the emergency team members will ensure that the patient is transferred to the emergency room of TMC for definitive treatment if indicated.
 - D. The attending faculty involved will submit a comprehensive written report of the incident to the Associate Dean for Clinical Programs.

4. For proper insurance protection for yourself or your patient, an incident report must be executed whenever an unusual outcome occurs. Incident report forms may be obtained from Stephanie Stewart-Towns, Room 123.

Necessary Telephone Numbers:

Code Blue #4444

Site Coordinator's Office, Room 123 #2137

Audiovisual #2096 or #2108

Maintenance #4057 or #2114

Security #1515

Dental Unit Malfunctions - Report equipment problems to maintenance personnel, ext. 4057. Contact them for left-to-right cubicle conversion. All units are easily converted.

Dental Supplies

Items available to candidates during examination

SUPPLIES LOCATED IN CUBICLE

Disinfectant
Drinking Cups
Facial Tissue
Paper Towels
Soap
Trash Bags

CLINIC SUPPLY CART

Hemodent
Mouthwash
Needles, Short & Long
Prophy Paste
Retraction Cord

CENTRAL STERILIZATION

Rubber Dam

CLINIC SUPPLY CABINET

Amalgam Capsules
Disposable Bib-eze
Evacuator Tips
Face Masks
Gloves (all gloves are Nitrile)
Headrest Covers
Hemostatic Agents
Gloves (all gloves are Nitrile)
Patient Bibs
Rubber Dam Napkins
Saliva Ejectors

DISPENSARY

Articulating Paper
Cement
Composite Restorative Materials
Cotton (Rolls, Pellets, Swabs, 2X2 Squares)
Floss
Impression Materials
Local and Topical Anesthetic
Polishing Materials for Restoration
Disposable air/water syringe tips
Disposable Styrofoam trays

Candidates will be provided the following expendable materials for the Endodontic Exam: PVC material. Manikin setups with shrouds are provided in the endodontic and prosthodontic labs.

Travel and Accommodations

Kansas City is served by Kansas City International (MCI) Airport

Directions from KC international airport

- South/East on I-29 to I-35
- South on I-35 to east I-70 (near downtown)
 - Take the exit for South Hwy 71
 - Hwy 71 south to 22nd St./Paseo exit
 - West (right) on 22nd to Charlotte
 - South (left) on Charlotte to 25th St.
- West (right) on 25th to Holmes (one block)
- The UMKC School of Dentistry is located on the northwest corner of 25th and Holmes.

Several shuttle buses, rental car, and taxi options are available at the airport

Housing - Make your room reservations directly with the hotel/motel of your choice. They can give you information about room rates, facilities, proximity to the dental school, transportation, etc. Some **may** provide UMKC discount for board candidates.

Housing

Distance from School

Sheraton KC Hotel at Crown Center
2345 McGee
Kansas City, MO
(816) 841-1000

.6 Miles

Westin Crown Center Hotel
One Pershing Road
Kansas City, MO
(816) 474-4400


.7 miles

Hotel Indigo Kansas City
2020 Grand Blvd
Kansas City, MO
(816) 285-1100

.9 Miles

Fairfield Inn
3001 Main Street
Kansas City, MO
(816) 931-5700

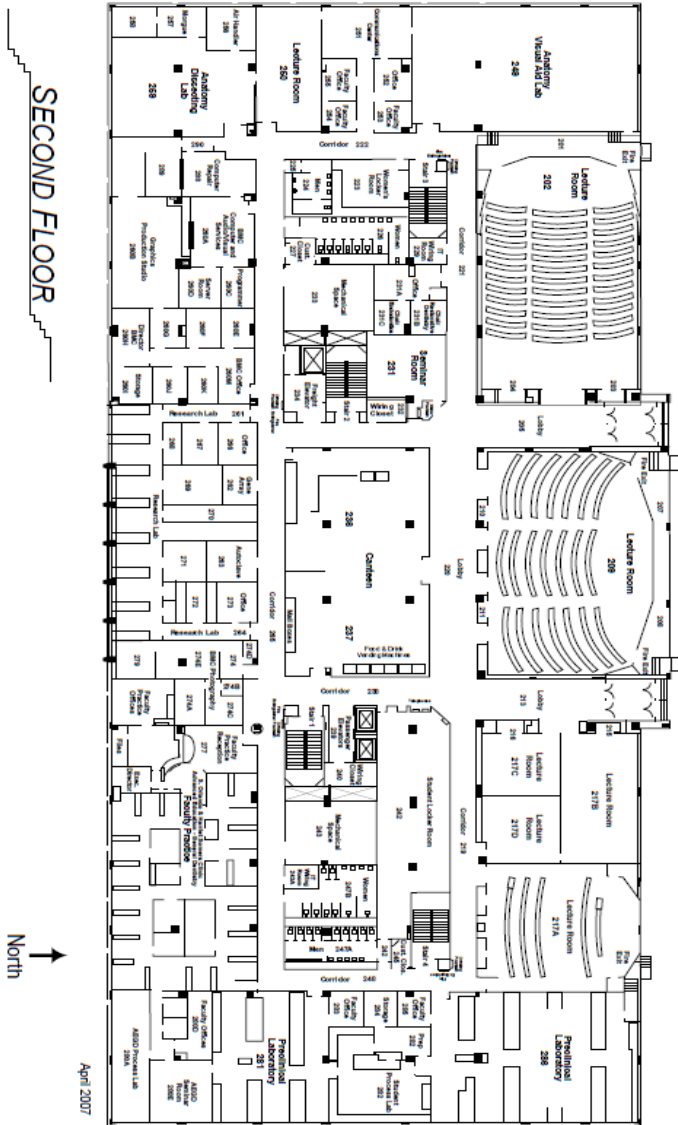
1 Mile

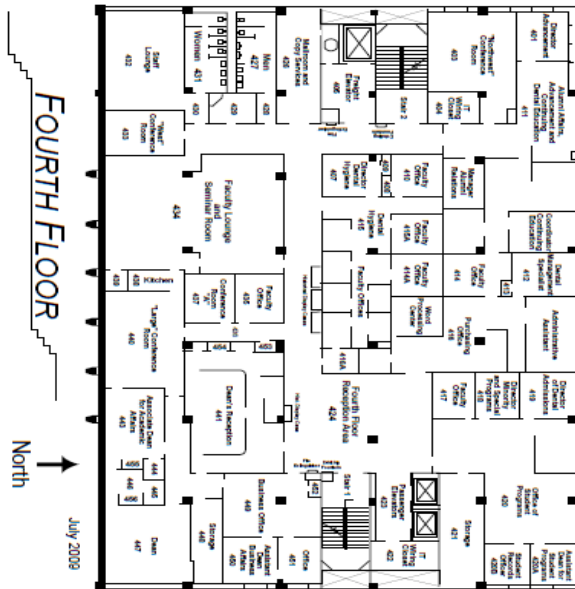


FIRST FLOOR

North

July 2009





At the corner of 25th and Holmes, drive north on Holmes. The School of Dentistry building will be on your left. Halfway down the hill turn left at the sign for Children's Mercy Hospital Emergency Services and Dental School parking. At the top of the drive turn right and pull up to the guard gate.

Dental School Patient Parking

